

NE4 - P Series Circulating Digital Baths



NE4-8P




Clifton Circulating water baths are designed for circulation of temperature controlled water in a closed circuit or for maintaining a stable temperature environment in the bath for the immersion of flasks, bottles and racks.



	NE4 - 8P	NE4 - 14P
GENERAL		
Temp. Range	Ambient + 5°C - 99°C (-20°C with accessory cooling)	
Temp. Alarm	Under/over temperature alarm is automatically set 4°C above and 4°C below set point	
Temp. Control	PID Digital, LED display, resolution 0.1°C	
Sensitivity/Uniformity	±0.05°C / ±0.01°C	
Timer	Visual indicator and end message - Variable 00:01 to 99:59 hh:mm	
Pump Capacity & Pressure	10 litres/min - 150 mbar	
Pump Connection Ports	Inlet & outlet ports take 4mm bore x 6mm o/d tubing	
Heater Power (220-240V)	1250W	
Voltage	120V or 230V models available 50-60Hz	
DIMENSIONS		
Tank Capacity	8 litre	14 litre
External (mm)	271w x 332d x 170h	361w x 332d x 170h
Internal (mm)	129w x 300d x 150h	219w x 298d x 150h
Water Level Max. (mm)	130	

	NE4 - 22P	NE4 - 28P	NE4 - 56P
GENERAL			
Temp. Range	Ambient + 5°C - 99°C (-20°C with accessory cooling)		
Temp. Alarm	Under/over temperature alarm is automatically set 4°C above and 4°C below set point		
Temp. Control	PID Digital, LED display, resolution 0.1°C		
Sensitivity/Uniformity	±0.05°C / ±0.01°C		
Timer	Visual indicator and end message - Variable 00:01 to 99:59 hh:mm		
Pump Capacity & Pressure	10 litres/min - 150mbar		
Pump Connection Ports	Inlet & outlet ports take 4mm bore x 6mm o/d tubing		
Drain (12mm Bore)		Drain Outlet	
Heater Power (220-240V)	1250W		2000W
Voltage	120V or 230V models available 50-60Hz		230V / 50-60Hz
DIMENSIONS			
Tank Capacity	22 litre	28 litre	56 litre
External (mm)	537w x 332d x 170h	537w x 332d x 290h	660w x 540d x 290h
Internal (mm)	395w x 298d x 150h	395w x 298d x 200h	490w x 500d x 200h
Water Level Max. (mm)	130	180	

Accessories on Page 26 & 27

Stirred & Circulating Bath Accessories

	Stainless Steel Gabled Lid with Insulated Handle	Stainless Steel Flat One Piece lid with Insulated Handle	Stainless Steel Lid with Concentric Rings LDR4-14 : 4 x 105mm holes LDR6-22 : 6 x 105mm holes
STIRRED & CIRCULATING BATHS			
NE4-8T, NE4-8D, NE4-8P, NE4-8HT	SL4-8	LD4-8	Not Available
NE4-14T, NE4-14D, NE4-14P, NE4-14HT	SL4-14	LD4-14	LDR4-14
NE4-22T, NE4-22D, NE4-22P, NE4-22HT	SL4-22	LD4-22	LDR6-22
NE4-28T, NE4-28D, NE4-28P	SL4-22	LD4-22	LDR6-22
NE4-38D	SL4-38	LD4-38	Not Available
NE4-56D, NE4-56P	SL4-56	Not Available	Not Available

	Stainless Steel Raised Shelves	Lab Bath Heat Transfer Fluid -15°C to 90°C LB-2.5: 2.5 Litres LB-5.0: 5 Litres
STIRRED & CIRCULATING BATHS		
NE4-8T, NE4-8D, NE4-8P, NE4-8HT	Not Available	LB-2.5/LB-5.0
NE4-14T, NE4-14D, NE4-14P, NE4-14HT	RS4-14	LB-2.5/LB-5.0
NE4-22T, NE4-22D, NE4-22P, NE4-22HT	RS4-14 RS4-22	LB-2.5/LB-5.0
NE4-28T, NE4-28D, NE4-28P	RS4-14 RS4-22	LB-2.5/LB-5.0
NE4-38D	RS4-14 RS4-22 RS4-38	LB-2.5/LB-5.0
NE4-56D, NE4-56P	SL4-56	LB-2.5/LB-5.0

<p>Flat n Fold™ Test Tube Racks</p> <p>6770 : 26 holes x 17mm DIA 6771 : 16 holes x 26mm DIA 6772 : 36 holes x 13mm DIA 6773 : 18 holes x 19mm DIA 6800 : 14 holes x 32mm DIA</p>	<p>Stainless Steel Test Tube Racks</p> <p>6870 : 26 holes x 17mm DIA 6871 : 16 holes x 26mm DIA 6872 : 36 holes x 13mm DIA 6873 : 18 holes x 19mm DIA 6900 : 12 holes x 32mm DIA</p>	<p>Polypropylene Spheres: Pack of 200</p>	<p>Drain Tap</p>
			
1 Racks From Above Range	1 Racks From Above Range	BP0368 : 1 Pack	Not Available
3 Racks From Above Range	3 Racks From Above Range	BP0368 : 2 Packs	Not Available
5 Racks From Above Range	5 Racks From Above Range	BP0368 : 3 Packs	Not Available
5 Racks From Above Range	5 Racks From Above Range	BP0368 : 3 Packs	BX0953
7 Racks From Above Range	7 Racks From Above Range	BP0368 : 5 Packs	BX0953
10 Racks From Above Range	10 Racks From Above Range	BP0368 : 8 Packs	BX0953

Universal Accessories

CAL	Calibration Record
BX0616	Drain Syphon
NE4-MB	Mounting Bracket (NE4-HT, NE4-D, NE4-P2KW, NE4-D2KW, NE4-T, NE4-P - All Factory Fit)
BKF-1	Barkeepers Friend
HS-1	Push Fit Insulated Hose for Circulating Bath -40 to 130 °C 1m Length
HS-2	Push Fit Insulated Hose for Circulating Bath -40 to 130 °C 2m Length
TC-1	Thermometer clip with bent stem thermometer
NE4-CC	Cooling Coil - Water feed for background cooling
DC1-300	Immersion cooler for temperature -20 °C (Not for use with the NE4-T series more detail on page 42)
DC2-300	Immersion cooler for temperature -20 °C - Higher Powered Cooling (Not for use with the NE4-T series more detail on page 42)



WolfLabs

Pricing on any accessories shown can be found by keying the part number into the search box on our website.

The specifications listed in this brochure are subject to change by the manufacturer and therefore cannot be guaranteed to be correct. If there are aspects of the specification that must be guaranteed, please provide these to our sales team so that details can be confirmed.

www.wolflabs.co.uk

Tel : 01759 301142

Fax : 01759 301143

sales@wolflabs.co.uk

Please contact us if this literature doesn't answer all your questions.